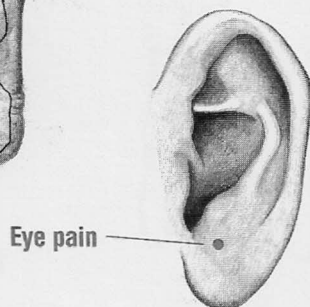
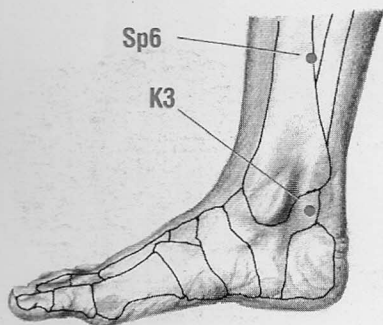
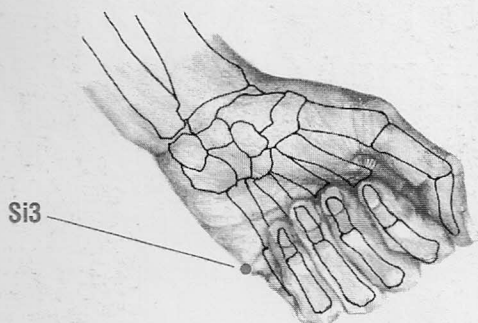
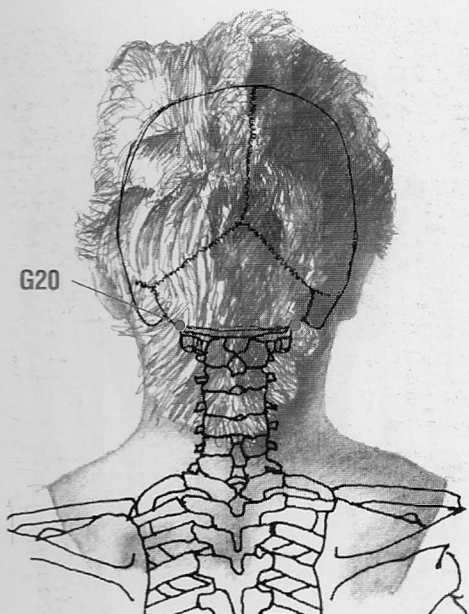


## Eye Problems - *continued*



**Si3**

With the fist clenched, this lies at the end of the main crease of the palm at the junction of the red and white skin (It is easier to locate unclenched).

**Sp6**

This lies one hand's width (four fingers) up from the inner ankle joint. It lies just behind the tibia bone at this point.

**Extra 2**

A finger behind a line drawn between the outer end of the eyebrow and the outer corner of the eye.

**Taiyang**

This lies one thumb's width behind the outer edge of the eye. It lies in the centre of the temples.

**Ear**

Ear point

*Whilst there is no guarantee of success, in some cases the following specific disorders may respond to treatment. A balanced diet including appropriate vitamin and mineral supplements can be also of value - see page 0.1.*

### **Cataracts:**

*G14, Li4, Liv 3, Si3, S36.*

### **Squint:**

*G1, G20, Li4, B2.*

### **Conjunctivitis:**

*G14, G20, Li4, Liv3, Extra 2, Yintang.*

### **Glaucoma:**

*B2, G20, K3, Li4, Liv2, Liv3, S36, Sp6.*